

# CGI CURVING ORDERING SPECIFICATIONS

## PREFERRED ORDERING METHOD

Supply of profile template. Template must be provided at time of ordering. No responsibility will be accepted for sheets curved from drawings.

**Note** Curving of CGI will produce a minimum straight section at the end of the curve of at least 60mm. Stratco takes no responsibility for deformation that may occur from smaller radii. Please contact Stratco for further curving specifications.

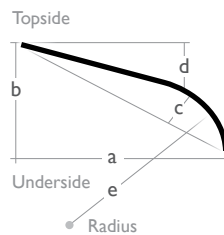
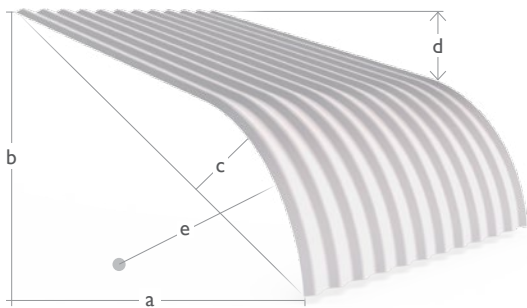
## Order Information (Refer to the Diagrams)

- a** Distance from the fascia front to wall.
- b** Distance from the fascia height to the wall attachment.
- c** Required dip for concave or the rise for convex.
- d** Pitch angle from the wall.
- e** Radius. The minimum recommended radius is 300mm.

## Additional Information Required

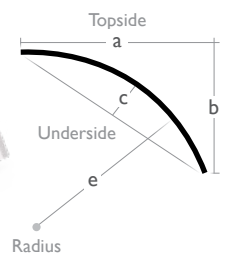
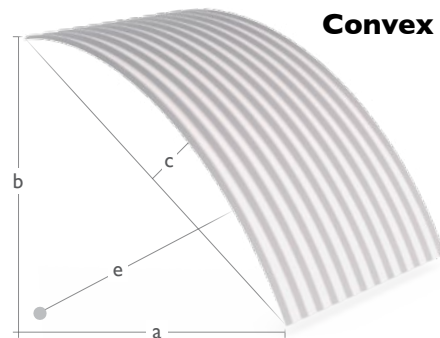
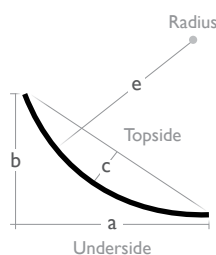
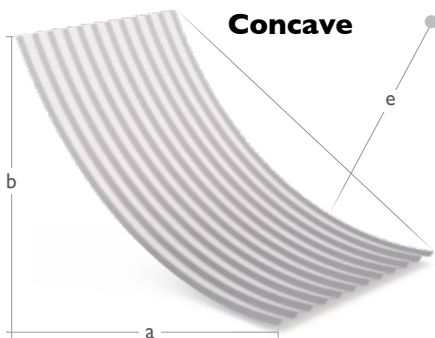
- Number of sheets required.
- Sheet lengths required.
- Type of curve.
- If a 50mm gutter overhang is required.
- Direction of laying.
- Type of material.
- If colour, is it required to the topside or underside?

## Bullnose Forming

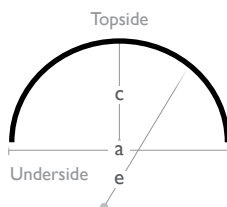
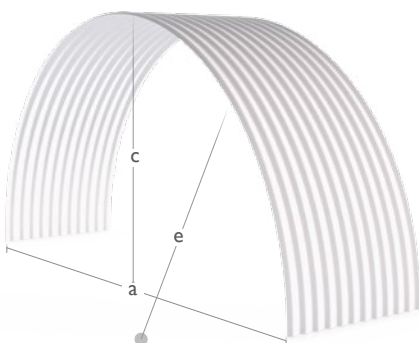


- Minimum recommended radius is 300mm

## Concave | Convex Forming



## Barrel Vaulting



- Minimum recommended radius is 300mm