

RAINWATER SYSTEMS

BUILDING PRODUCT INFORMATION SHEET



COMPANY NAME AND ADDRESS:

Stratco (N.Z.) Limited, 55 Hands Road, Middleton, Christchurch, 8024—NZBN 9429040814629

Stratco (HB) Limited, 65 Niven Street, Onekawa, Napier, 4110—NZBN 9429036524792


Contour Roofing Nelson Limited, 41 Venice Place, Stoke, Nelson, 7011—NZBN 9429038730085

Contour Blenheim Limited, 35 Kinross Street, Blenheim, 7201—NZBN 9429031587600

ADDRESS FOR SERVICE: Nexia Christchurch Limited, Level 4, 123 Victoria Street, Christchurch, 8013

WEBSITE: www.stratco.co.nz

PRODUCT: Rainwater Systems



DESCRIPTION

Stratco Gutters are functional, stylish, and designed to form a neat finish to the edge of both domestic and commercial roofing. They are also designed to minimise the risk from serious water damage to the building, making Stratco Guttering a wise investment.

Stratco Fascia is used as a base to attach the gutters to, or as a cover to hide the fixing space between the roof, eaves and wall. More than just functional, Stratco Fascia is designed to form a neat, attractive edge between the roofing and wall surface. Stratco Fascia is also used as a barge on gable roofs.

Stratco offer a wide range of downpipes for any domestic roofing or commercial application. Choose from round or square and a range of sizes, there is a Stratco downpipe for any requirement, from minor drainage to large factory projects.

As the primary function of the rainwater system is to efficiently disperse rainwater from the roof to the stormwater drain network, it is imperative to ensure the correct sizing and number of downpipes are used in conjunction with the chosen gutter profile.

PLACE OF MANUFACTURE

New Zealand

DESIGN CONSIDERATIONS

- Roof area to be drained.
- Local average rainfall intensity (ARI) for building location.
- Capacity and fall of gutter. Gutters must be installed to a minimum fall to the downpipe of 1:500 (2mm per metre).
- Capacity and number of downpipes required.
- Where the gutter capacity is greater than the downpipe capacity then the downpipe capacity will determine the number of downpipes required. Conversely where the downpipe capacity is greater than the gutter capacity then the gutter capacity will determine the number of downpipes required.
- Gutter and downpipe systems must be designed and installed to ensure overflows are to the outside of the structure.
- The design and use of rainheads where applicable.
- Where applicable, snow region for building location. The addition of snow straps may be required for gutter systems.
- Collection of drinking water.
- Contact with, and run off from, dissimilar metals such as stainless steel and copper should be avoided with any coated or uncoated roofing products. Discharging water from upper to lower roof sections using copper gutter or downpipes is to be avoided.

For further information on roof drainage and calculators refer to NZBC E1/AS1, E2/AS1 and NZMRM Roofing Code of Practice www.metalroofing.org.nz/cop

MATERIAL COMPOSITION & COATINGS

The boundaries of different corrosion zones are difficult to define because many factors determine the corrosivity of a particular location. It is important to choose the appropriate materials for the location to ensure they meet the minimum durability requirements of the NZ Building Code and satisfy customer expectations.

Zinc/alum coated steel substrate conforms with AS 1397:2013.

Pre-painted metals available provide solutions for different environments including various metals, metallic coatings, paint systems and paint thickness. The paint coatings are manufactured in accordance with AS/NZS 2728:2013.

For project specific environment zone product selection contact Stratco for further information.

BUILDING CODE COMPLIANCE

The product will, if used in accordance with Stratco's installation and maintenance requirements, assist with meeting the following provisions of the building code :

- **Clause B2 Durability:** Depending on product material and environments:
 - ◆ Paint surfaces warranty on Rainwater products up to 10 years
 - ◆ Perforation warranty— gutters up to 10 years, fascia up to 15 years
- **Clause E1 Surface Water:** See individual profile information for water carrying capacities.
- **Clause E2 External Moisture:** Standard design details can be accessed from the web:
www.stratco.co.nz/products/roofing/gutters/
Alternative details may comply with solutions for rainwater systems found in E2/AS1, or comply with the 4 "D's" Deflection, Draining, Drying and Durability.
- **Clause G12 Water Supplies:** Colorsteel and Colorcote tested in accordance with AS/NZS 4020:2005 passed the requirements for products in contact with drinking water.

TESTING & SUPPORTING EVIDENCE

The product has, and can make available, the following additional evidence to support the above statements:



NZ Metal Roofing Manufacturers Association Inc. (NZMRM Code of Practice)



NZ Steel



Pacific Coilcoaters

Supporting evidence provided where requested will apply to the product supplied for the specific project.

HANDLING & STORAGE

Scuffing and scratching can damage steel with a pre-coloured finish. To minimise this, Stratco supplies gutters, downpipes and fascia with a removable plastic coating. Do not leave this coating exposed to the sunlight for long periods of time as it may become hard to remove. Remove the plastic coating as the product is being installed—do not leave it on to remove at a later stage.

Do not drag rainwater products across or over each other. Also do not drag other materials across or over rainwater products. For safety, wear gloves when handling steel products and ensure your hands or gloves are clean when handling. Steel products should be kept dry before installation. Separate and dry these products immediately if they get wet, as discolouration can occur .

INSTALLATION

Roof overhang into the gutter is to be a minimum 50mm.

Gutters must be installed to a minimum fall to the downpipe of 1:500 (2mm per metre). Good practice is to increase this to 1:200 (5mm per metre) wherever possible to improve drainage and self cleaning.

Eaves flashings must be installed where roof pitch is $\leq 10^\circ$ and/or soffit width is $\leq 100\text{mm}$ or wind zones are either Very High, Extra High or Specific Engineer Design.

The back face of gutters must also be lower than the fascia or cladding and have a gap between the fascia and gutter to allow overflow water to drain. This gap is normally provided for by the gutter bracket however if it is not then the gutter should be spaced off the fascia to ensure there is a 6mm gap. This gap must be maintained in all areas, including internal angles. External gutters to buildings without soffit must be provided with a 10 mm drainage gap or be designed as an internal gutter.

Do not use black lead pencils for marking products. Cutting must be done by shear method using tin snips, or by hacksaw.

RAINWATER SYSTEMS

BUILDING PRODUCT INFORMATION SHEET



Gutters are to be lapped in the direction of water flow with a minimum 40mm sealed joint using neutral cure sealant at both ends of the lap. Sealant should also be applied to the surface of the lap once the joint has been riveted in place. Ensure the sealant is applied to the full girth of the joint and wipe off any excess to ensure there is no obstruction to water flow.

The use of abrasive disc cutters or grinders above or adjacent to the products by roofers or other trades, is against trade practice and must be avoided, otherwise swarf staining will result.

At all times, contact with wet concrete, lime, mortar acids and treated timber must be avoided. During installation the spouting must be cleaned of all loose debris. On completion, all products must be cleaned by hosing with clean water and soft brushing to remove all debris and contaminants.

MAINTENANCE

More regular maintenance is required on the areas that are not naturally washed by rain. These areas include steel fascias and gutters.

A products life-span may be reduced from not following a regular maintenance program as condensation in these areas can combine with salt and pollution on the surface, resulting in accelerated corrosion. Maintenance must be frequent enough to prevent dust, salts, pollutants and any other material to accumulate on the product and reduce its life.

Depending on environment, gutters should be cleaned out:

- ◆ Moderate — six monthly
- ◆ Severe — three monthly
- ◆ Very severe — monthly

Cleaning should also be more often where there are high levels of leaf fall and/or dust.

Wash areas that are not naturally cleaned by rain with fresh, clean water. If washing with clean water does not completely clean the surface, a mild solution of detergent should be added to the water and applied with a soft bristled nylon brush or by water blasting at pressures of no more than 20MPa. Rinse the painted surface thoroughly with clean water. Never use abrasive or solvent based cleaners such as turps, petrol or kerosene.

SECTION 26 OF THE BUILDING ACT

Stratco Rainwater products are not subject to any warnings or bans under Section 26 of the Building Act.

ENVIRONMENT

Stratco has Toitu Enviromark Gold Certification. Stratco sites recycle all steel scrap and offcuts which can then be remelted for use in other steel products.

Steel is infinitely recyclable so at the end of its useful life as roofing, wall cladding or rainwater products the product can be recycled and remelted for other steel products.

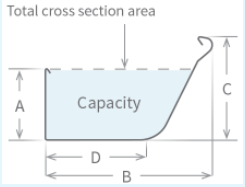
RAINWATER SYSTEMS

BUILDING PRODUCT INFORMATION SHEET

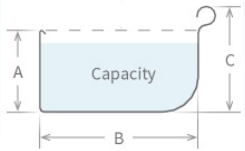


RAINWATER PRODUCT RANGE - NOTE: CATCHMENT AREA TABLES SHOWN ARE A GUIDE ONLY.

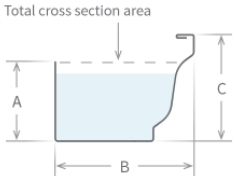
For further information on roof drainage and calculators refer to NZBC E1/AS1, E2/AS1 and NZMRM Roofing Code of Practice www.metalroofing.org.nz/cop

PRODUCT	PROFILE	DIMENSIONS (mm)	CAPACITY (mm ²)	CROSS SECTION AREA (mm ²)	ACCESSORIES
QUARTER ROUND GUTTER		A: 62 B: 144 C: 89 D: 82	6,100	6,770	INTERNAL BRACKETS (INCLUDING TIMBERFIX) EXTERNAL BRACKETS STOP ENDS SUSPENSION CLIPS
Manufactured Cromwell, Napier, Nelson, Rotorua					

RAINFALL INTENSITY (ARI) mm/hr	50	60	70	80	90	100	110	120	130	140	150	160	170	180	190	200
CATCHMENT AREA PER DOWNPIPE (m ²)	118	98	84	74	65	59	54	49	45	42	39	37	35	33	31	30

PRODUCT	PROFILE	DIMENSIONS (mm)	CAPACITY (mm ²)	CROSS SECTION AREA (mm ²)	ACCESSORIES
QUAD GUTTER		A: 61 B: 115 C: 90	5,621	6,760	INTERNAL BRACKETS (INCLUDING TIMBERFIX) STOP ENDS SUSPENSION CLIPS
Manufactured Christchurch					

RAINFALL INTENSITY (ARI) mm/hr	50	60	70	80	90	100	110	120	130	140	150	160	170	180	190	200
CATCHMENT AREA PER DOWNPIPE (m ²)	101	84	72	63	56	51	46	42	39	36	34	32	30	28	27	25

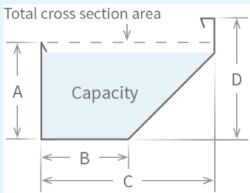
PRODUCT	PROFILE	DIMENSIONS (mm)	CAPACITY (mm ²)	CROSS SECTION AREA (mm ²)	ACCESSORIES
OG		A: 61 B: 125 C: 90	5,500	6,730	EXTERNAL BRACKETS INTERNAL BRACKETS STOP ENDS
Manufactured Rotorua					

RAINFALL INTENSITY (ARI) mm/hr	50	60	70	80	90	100	110	120	130	140	150	160	170	180	190	200
CATCHMENT AREA PER DOWNPIPE (m ²)	99	83	71	62	55	50	45	41	38	35	33	31	29	27	26	25

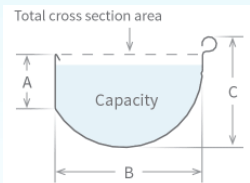
RAINWATER SYSTEMS

BUILDING PRODUCT INFORMATION SHEET

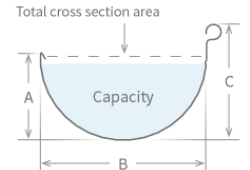


PRODUCT	PROFILE	DIMENSIONS (mm)	CAPACITY (mm ²)	CROSS SECTION AREA (mm ²)	ACCESSORIES
EDGE GUTTER™ Manufactured Rotorua		A 74 B 81 C 159 D 103	7,125	8,612	INTERNAL BRACKETS EXTERNAL BRACKETS STOP ENDS

RAINFALL INTENSITY (ARI) mm/hr	50	60	70	80	90	100	110	120	130	140	150	160	170	180	190	200
CATCHMENT AREA PER DOWNPIPE (m²)	160	133	114	100	89	80	73	67	62	57	53	50	47	44	42	40

PRODUCT	PROFILE	DIMENSIONS (mm)	CAPACITY (mm ²)	CROSS SECTION AREA (mm ²)	ACCESSORIES
SMOOTHLINE® Manufactured Christchurch		A 51 B 138 C 104	8,748	10,124	INTERNAL BRACKETS (INCLUDING TIMBERFIX) STOP ENDS SUSPENSION CLIPS

RAINFALL INTENSITY (ARI) mm/hr	50	60	70	80	90	100	110	120	130	140	150	160	170	180	190	200
CATCHMENT AREA PER DOWNPIPE (m²)	204	170	145	127	113	102	92	85	78	73	68	64	60	57	54	51

PRODUCT	PROFILE	DIMENSIONS (mm)	CAPACITY (mm ²)	CROSS SECTION AREA (mm ²)	ACCESSORIES
HALF ROUND GUTTER Manufactured Christchurch		A 78 B 148 C 104	7,703	9,176	EXTERNAL BRACKETS STOP ENDS

RAINFALL INTENSITY (ARI) mm/hr	50	60	70	80	90	100	110	120	130	140	150	160	170	180	190	200
CATCHMENT AREA PER DOWNPIPE (m²)	172	143	123	108	96	86	78	72	66	61	57	54	51	48	45	43

RAINWATER SYSTEMS

BUILDING PRODUCT INFORMATION SHEET



PRODUCT	PROFILE	DIMENSIONS (mm)	CAPACITY (mm ²)	CROSS SECTION AREA (mm ²)	ACCESSORIES
VC GUTTER PLAIN OR SLOTTED FRONT OVERFLOW Manufactured Christchurch		A 58	PLAIN	PLAIN	INTERNAL BRACKETS (INCLUDING TIMBERFIX)
		B 119	5,712	6,893	
		C 108	SLOTTED	SLOTTED	
			4,412	5,594	

PLAIN

RAINFALL INTENSITY (ARI) mm/hr	50	60	70	80	90	100	110	120	130	140	150	160	170	180	190	200
CATCHMENT AREA PER DOWNPIPE (m ²)	109	91	78	68	61	54	49	45	42	39	36	34	32	30	28	27

SLOTTED

RAINFALL INTENSITY (ARI) mm/hr	50	60	70	80	90	100	110	120	130	140	150	160	170	180	190	200
CATCHMENT AREA PER DOWNPIPE (m ²)	73	61	52	46	41	36	33	30	28	26	24	23	21	20	19	18

PRODUCT	PROFILE	DIMENSIONS (mm)	CAPACITY (mm ²)	CROSS SECTION	ACCESSORIES
125 BOX GUTTER		A 125	7,500	9,375	INTERNAL BRACKETS EXTERNAL BRACKETS
		B 125			
		C 75			

RAINFALL INTENSITY (ARI) mm/hr	50	60	70	80	90	100	110	120	130	140	150	160	170	180	190	200
CATCHMENT AREA PER DOWNPIPE (m ²)	151	126	108	94	84	75	68	63	58	54	50	47	44	42	40	38

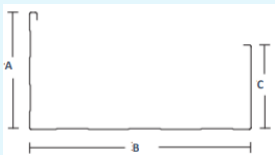
PRODUCT	PROFILE	DIMENSIONS (mm)	CAPACITY (mm ²)	CROSS SECTION	ACCESSORIES
175 BOX GUTTER		A 175	19,250	21,875	EXTERNAL BRACKETS
		B 175			
		C 125			

RAINFALL INTENSITY (ARI) mm/hr	50	60	70	80	90	100	110	120	130	140	150	160	170	180	190	200
CATCHMENT AREA PER DOWNPIPE (m ²)	488	407	349	305	271	244	223	203	188	174	163	152	143	135	128	122


RAINWATER SYSTEMS

BUILDING PRODUCT INFORMATION SHEET

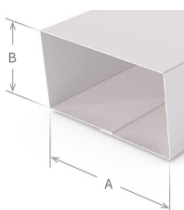


PRODUCT	PROFILE	DIMENSIONS (mm)	CAPACITY (mm ²)	CROSS SECTION AREA (mm ²)	ACCESSORIES
300 BOX GUTTER		A 165	31,500	36,000	EXTERNAL BRACKETS
		B 300			
		C 120			

RAINFALL INTENSITY (ARI) mm/hr	50	60	70	80	90	100	110	120	130	140	150	160	170	180	190	200
CATCHMENT AREA PER DOWNPIPE (m ²)	885	738	632	553	492	442	402	369	340	316	295	276	260	246	233	221

PRODUCT	PROFILE	SIZE (mm)	ACCESSORIES
ROUND DOWNPIPE 80mm Manufactured Christchurch —3.200 Stock Lengths—Longer Lengths Available Made to Order		65	BENDS
		80	DROPPERS
			CLIPS

65mm																
RAINFALL INTENSITY (ARI) mm/hr	50	60	70	80	90	100	110	120	130	140	150	160	170	180	190	200
CATCHMENT AREA PER DOWNPIPE (m ²)	164	137	117	103	91	82	75	68	63	59	55	51	48	46	43	41
80mm																
RAINFALL INTENSITY (ARI) mm/hr	50	60	70	80	90	100	110	120	130	140	150	160	170	180	190	200
CATCHMENT AREA PER DOWNPIPE (m ²)	249	208	178	156	138	125	113	104	96	89	83	78	73	69	66	62

PRODUCT	PROFILE	SIZE (mm)	ACCESSORIES
SQUARE DOWNPIPE Manufactured Christchurch—3.200 Stock Lengths		A 82	BENDS
		B 50	DROPPERS
			CLIPS

RAINFALL INTENSITY (ARI) mm/hr	50	60	70	80	90	100	110	120	130	140	150	160	170	180	190	200
CATCHMENT AREA PER DOWNPIPE (m ²)	203	169	145	127	113	102	92	82	78	73	68	63	60	56	53	51

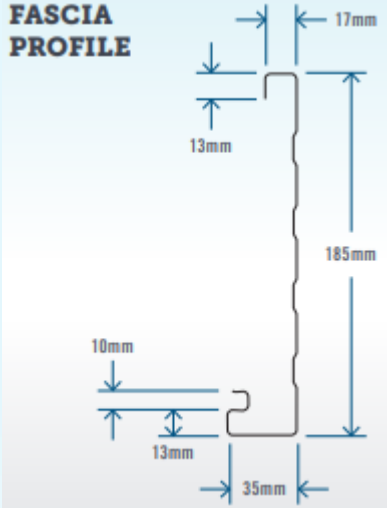
PRODUCT

PROFILE

ACCESSORIES

CONTINUOUS FASCIA

Manufactured
Christchurch,
Cromwell,
Napier, Rotorua,
Nelson



RAFTER BRACKET
EXTERNAL MITRES
SUSPENSION CLIPS

PRODUCT

PROFILES (INDICATIVE ONLY)

RAINHEADS

Custom Made to
Order Only —
Styles Shown Are
Indicative Only
and May Vary



Tapered



Conical



Ornate

When ordering a rainhead you must specify the dimensions of the design to suit the calculated required capacity of the gutter and rainhead. You will need to know the length, width and height and positioning of overflow outlet.

RAINWATER SYSTEMS

BUILDING PRODUCT INFORMATION SHEET



PRODUCT

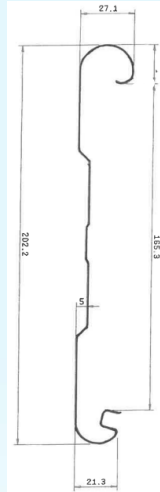
PROFILE

ACCESSORIES

TAYLOR FASCIA

NOTE: Only available for replacements or additions to existing

6.500 metre lengths—Titania only



RAFTER BRACKET
EXTERNAL CORNERS

PRODUCT

PROFILE

DIMENSIONS (mm)

CAPACITY (mm²)

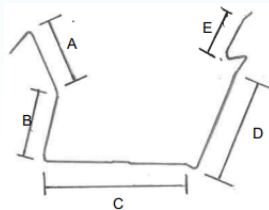
CROSS SECTION

ACCESSORIES

TAYLOR INTERNAL GUTTER

NOTE: Manufactured Christchurch — only available for replacements or additions to existing

7.000 metre lengths only



A	37	4,675	5,950
B	37		
C	81		
D	58		
E	25		

RAINFALL INTENSITY (ARI) mm/hr	50	60	70	80	90	100	110	120	130	140	150	160	170	180	190	200
CATCHMENT AREA PER DOWNPIPE (m²)	85	71	61	53	47	43	39	35	33	30	28	26	25	24	22	21