

COMPANY NAME AND ADDRESS:

Stratco (N.Z.) Limited, 55 Hands Road, Middleton, Christchurch, 8024— Ph (03) 338 9063—NZBN 9429040814629

Stratco (HB) Limited, 65 Niven Street, Onekawa, Napier, 4110—Ph (06) 843 6159—NZBN 9429036524792

Contour Roofing Nelson Limited, 41 Venice Place, Stoke, Nelson, 7011— Ph (03) 538 0824—NZBN 9429038730085

Contour Blenheim Limited, 35 Kinross Street, Blenheim, 7201— Ph (03) 577 7720—NZBN 9429031587600

ADDRESS FOR SERVICE: Nexia Christchurch Limited, Level 4, 123 Victoria Street, Christchurch, 8013

BRANCH LOCATIONS:

ROTORUA Ph: (07) 347 4635 18 Scott St, Whakarewarewa, Rotorua 3010

NAPIER Ph: (06) 843 6159 65 Niven St, Onekawa, Napier 4110

LEVIN Ph: 021 910 588 1b/5 Bush Street, Levin, 5510

CHRISTCHURCH Ph: (03) 338 9063 55 Hands Rd, Middleton, Christchurch 8024

CROMWELL Ph: (03) 445 0870 8 McNulty Rd, Cromwell 9310

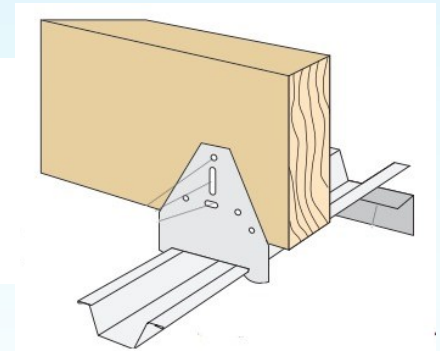
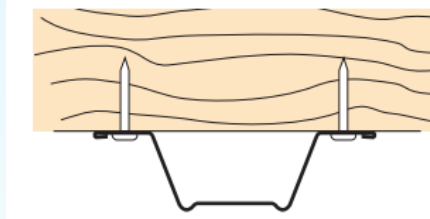
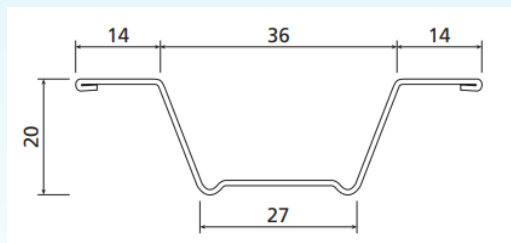
NELSON Ph: (03) 538 0824 41 Venice Pl, Stoke, Nelson 7011

BLLENHEIM Ph: (03) 577 7720 35 Kinross St, Blenheim 7201

WEBSITE: www.stratco.co.nz

EMAIL: technical@stratco.co.nz

PRODUCT: Stratco Ceiling Batten



DESCRIPTION

Stratco Ceiling Batten Systems are made from Hi-tensile Zinalume® steel and manufactured in accordance with the requirements set in AS/NZS 1170. A strong, rigid, yet light weight product, Stratco Ceiling Battens can be cut to your requirements with tin snips, saving time and effort. With a textured surface, location and screwing to ceiling plasterboards is made easy.

Stratco Ceiling Batten Systems combine strength and rigidity with low cost to make it an economical and easy to use product. They prevent plasterboard cracking due to timber movement and eliminate nail popping caused by timber shrinkage.

PLACE OF MANUFACTURE

New Zealand

DESIGN CONSIDERATIONS

- 20mm height top hat profile
- Top hat profile unpainted metallic coated 0.40 BMT G550 steel
- Fix Clip unpainted metallic coated 0.95 BMT G300 steel
- Stratco Ceiling Batten Systems are suitable for framed ceilings on buildings within the scope limitations of NZS 3604, NASH Standard Part 2:May 2019 and on timber and light-gauge steel-framed ceilings subject to specific design.
- Stratco Ceiling Batten Systems are designed to be either directly screw-fixed to the underside of rafters, ceiling joists, truss chords or floor joists through the double thickness flanges, or by way of Stratco Direct Fix clips.
- Features a hard folded return edge providing strength and a safe edge for handling
- Maximum span 1200mm and maximum spacing 600mm
- Suitable for single layered plasterboard ceilings up to 13mm in thickness
- Stratco Ceiling Batten is available in stock lengths of 5500mm or run to length if required
- Ceilings are not to be lined unless the moisture content of timber framing supporting the Stratco Ceiling Batten is less than 18%
- Separation or protection to the Stratco Ceiling Batten System from electricity sources to be provided to avoid the risk of electric shock
- Separation of the Stratco Ceiling Batten System from heat sources such as fireplaces, heating appliances and chimneys is required to prevent heat transfer to associated combustible elements such as timber or plasterboard
- The use of the Stratco Ceiling Batten System has not been assessed for use in structural applications, such as part of a ceiling diaphragm, or as a part of fire resistance rated construction

MATERIAL COMPOSITION & COATINGS

Zinc/alum coated steel conforms with AS 1397:2011.

BUILDING CODE COMPLIANCE

The product will, if used in accordance with Stratco’s installation and maintenance requirements, assist with meeting the following provisions of the building code:

- **Clause B1 Structure:** B1.3.1, B1.3.2, B1.3.3 (a & b), B1.3.4
Stratco Ceiling Batten System meets the performance requirements of B1.3.1, B1.3.2 and B1.3.4. for loads arising from self-weight and imposed gravity loads arising from use [i.e. B1.3.3 (a) and (b)].
- **Clause B2 Durability:** B2.3.1 (b)
Stratco Ceiling Batten System meets the performance requirements of B2.3.1 (b) 15 years and B2.3.2.
- **Clause F2 Hazardous Building Materials:** F2.3.1
Stratco Ceiling Batten manufactured from Zinc/alum coated steel will meet the performance requirement of F2.3.1.

SERVICEABILITY

When used in enclosed, dry environments, the Stratco Ceiling Batten System will meet or exceed the requirements of the NZ Building Code.

SPANS & SPACING

Maximum Span	1200
Maximum Spacing	600

FASTENER REQUIREMENTS

Building framing	Direct Fix Installation Through Batten Flange	Direct ClipFix Installation
Timber	Class 4 Type 17 10-12x30 Wafer Timber Screw	Class 4 Type 17 10-12x30 Wafer Timber Screw
Steel	Class 4 10-24x16 Wafer Steel Screw	Class 4 10-24x16 Wafer Steel Screw

INSTALLATION

Installation of the Stratco Ceiling Batten System is to be completed by, or under the supervision of, a Licensed Building Practitioner with the relevant Licence Class.

The Stratco Ceiling Batten System must be installed in accordance with Stratco’s installation guidelines. It is suitable for single layered plasterboard ceilings up to 13mm in thickness with a maximum span of 1200mm and maximum spacing of 600mm. Timber framing must be treated as required by NZBC Acceptable Solution B2/AS1, be designed and constructed in accordance with NZS 3604, or to a specific design using NZS 3603 and AS/NZS 1170. Timber framing supporting the Stratco Ceiling Batten System must remain dry in service.

Steel framing must be to NASH Standard Part 2:May 2019 or to a specific engineering design meeting the requirements of the NZBC, allowing for a maximum ceiling batten span of 1200 mm.

To achieve an acceptable decorative finish, the ceilings must not be lined unless the moisture content of timber framing supporting the Stratco Ceiling Batten System is less than 18%. Where buildings are to be air conditioned or centrally heated, it is recommended that a moisture content of 8–12% is achieved .

The Stratco Ceiling Batten System components may be cut to length as required using tin snips, hacksaw or other non abrasive metal cutting equipment. Abrasive cutting techniques will damage the galvanised coating.

Stratco Ceiling Battens can be end-joined by butt joining where the ceiling battens meet the supporting framing.

Personal protective equipment such as protective eyewear and gloves must be used when handling or cutting the Stratco Ceiling Batten System. Sharp cut edges should be filed smooth prior to fixing in place. Dust resulting from the cutting or smoothing of components of the Stratco Ceiling Batten System may be a respiratory irritant, and the use of a suitable facemask is recommended.

Stratco Ceiling Batten Systems are not to be walked on.

MAINTENANCE

There are no maintenance requirements for Stratco Ceiling Batten Systems.

SECTION 26 OF THE BUILDING ACT

Stratco Ceiling Batten Systems are not subject to any warnings or bans under Section 26 of the Building Act.

ENVIRONMENT

Stratco has Toitu Enviromark Gold Certification. Stratco sites recycle all steel scrap and offcuts which can then be remelted for use in other steel products.

Steel is infinitely recyclable so at the end of its useful life as roofing or wall cladding the product can be recycled and remelted for other steel products.

Appendix

As reference, this appendix contains the full descriptions of all building performance clauses listed in this document.

B1 Structure

B1.3.1

Buildings, building elements and sitework shall have a low probability of rupturing, becoming unstable, losing equilibrium, or collapsing during *construction or alteration* and throughout their lives.

B1.3.2

Buildings, building elements and sitework shall have a low probability of causing loss of amenity through undue deformation, vibratory response, degradation, or other physical characteristics throughout their lives, or during *construction or alteration* when the *building* is in use.

B1.3.3

Account shall be taken of all physical conditions likely to affect the stability of *buildings, building elements and sitework*, including:

- (a) self-weight
- (b) imposed gravity loads arising from use

B1.3.4

Due allowances shall be made for:

1. the consequences of failure,
2. the intended use of the *building*,
3. effects of uncertainties resulting from *construction* activities, or the sequence in which *construction* activities occur,
4. variation in the properties of materials and the characteristics of the site, and
5. accuracy limitations inherent in the methods used to predict the stability of *buildings*

B2 Durability

B2.3.1

Building elements must, with only normal maintenance, continue to satisfy the performance requirements of this code for the lesser of the *specified intended life* of the *building*, if stated, or:

- (b) 15 years if:
 - i. those *building elements* (including the *building* envelope, exposed plumbing in the subfloor space, and in-built chimneys and flues) are moderately difficult to access or replace, or
 - ii. failure of those *building elements* to comply with the *building code* would go undetected during normal use of the *building*,

F2 Hazardous building materials

F2.3.1

The quantities of gas, liquid, radiation or solid particles emitted by materials used in the *construction* of *buildings*, shall not give rise to harmful concentrations at the surface of the material where the material is exposed, or in the atmosphere of any space.